

# Club Notes: Queen

March 2010



*Happy  
St Patrick's Day  
to all the  
Crown Jewels Club  
Members!*



**When** the REA animal patterns were released a couple of months ago, we were hit pretty hard with immediate requests for the REA alphabet....did you know that Kim has to manually place each and every one of those "blanket stitch" stitches? Needless to say, it took her quite awhile to get the whole alphabet done, but it's ready!

We also had quite a flurry of requests for patterns to quilt on children's quilts and so we have baseball fun 005, boomerang border 001, happy vegetable pano 001, monkey face pano sq, and a cute owl.

There is a new line of scouting fabric which has already made its way into the quilting world. The key elements from the Boy Scout law are incorporated into 4 panos, which can be used individually or combined into a concatenated edge-to-edge pattern. BSA pano and GS pano were also patterns requested by more than one Crown Jewels Club member.

The new Cinderella border & border corner patterns might inspire you to make a quilt to use them on!

**"Happy Quilting" from Kim & Janet**

The Amethyst Queen contains 84 patterns, including 23 panos, a retail value of \$955.00!!!

## ***Plan Ahead for Special Design Requests!***


Kim and her family will be gone on vacation from March 25th through April 5th. I don't expect to hear from her while she's gone, and I can't draw....at all!

So, if you're going to want something special, get your requests in as soon as possible, or plan on waiting until Kim is back home and at her design station!

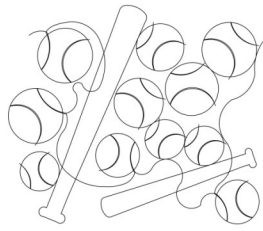
I'll still be in the office so let me know if you need help with anything and I'll be happy to assist! Janet

# Panographs

african leaves



baseball fun 005




bfllys and tulips pano 001



boy scout 001



boy scout 002




boy scout 003




boy scout 004



brady pano




bsa pano 001



# Panographs

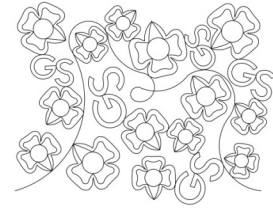
burning love pano 001




dog sled pano 001




gs pano



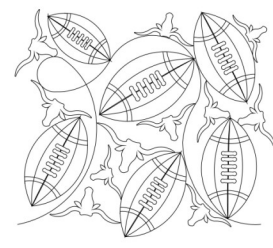
happy vegetable pano 001




jungle leaf 002 sq



longhorn football pano




monkey face pano sq



orchid leaf 001 sq



rupert pano 001



# Panographs

signing 123 pano



signing abc pano



skyline pano 001




skyline pano 002



skyline pano 003






## The REA (Raw Edge Applique) Alphabet is Here!

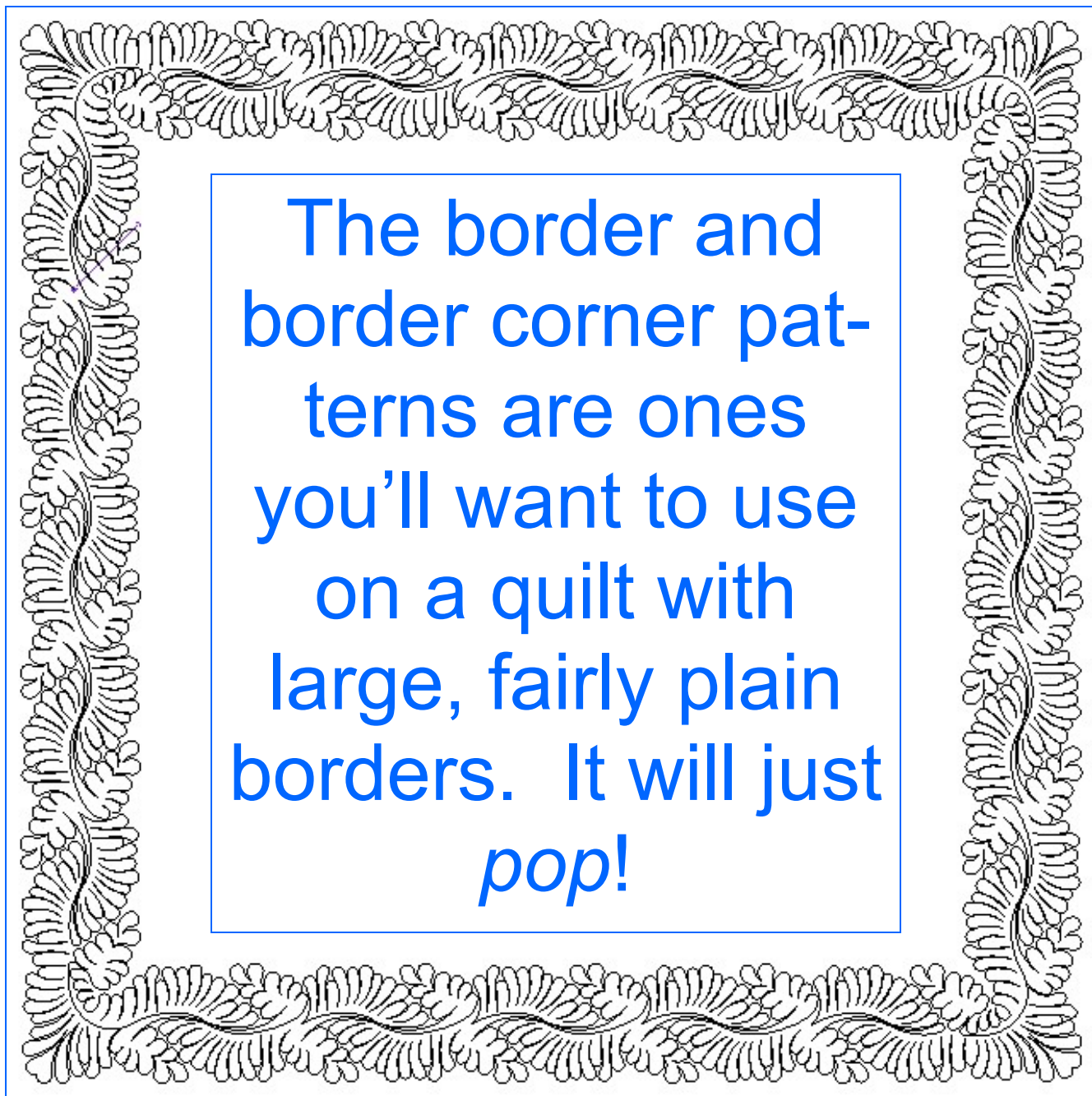
This layout is a whole cloth quilt layout, just one example of how these patterns can be used. Although the default size of the blocks is 6", we actually used them at 2" high to "personalize" a store-bought minkie baby blanket! It looked great!

The owl border is included in this month's batch of patterns, too! Isn't it a cutie?!

# For All Those Boy Scout Quilts

*“A Boy Scout Is.....”*






The border and  
border corner pat-  
terns are ones  
you'll want to use  
on a quilt with  
large, fairly plain  
borders. It will just  
*pop!*

**Cinderella Feather Border 001**

**&**


**Cinderella Feather Brd Crn 001**

# Jungle Leaf 002 SQ




**Take a look at the highlighted repeat in the center of this layout. Notice that the pattern is designed to quilt in a non-linear manner, and yet it is not an interlocking pattern. That makes it a good choice for a border to border quilting application as well as large borders.**





Orchid Leaf 001 SQ

These three skyline patterns span from the East Coast to the West Coast with a brief stop in the Mid West. They can be used individually, or all three together concatenated, or in a border application.



Skyline Pano 001, Skyline Pano 002, Skyline Pano 003

**East Coast: Statue of Liberty**

**Midwest: St. Louis Arch**

**West Coast: Space Needle in Seattle, WA**

# Sweet Dreams Quilt Studio Web Site Notes

Our webmaster is peddling pretty hard to implement the web features on our wish list.

*Thanks, Steve!!!*

—We were able to add auto encryption and download for our Statler users back in the fall of 2009. We're currently working on adding that feature for another of our user base, but that process is still undergoing testing.

—We've had many Crown Jewels Club members who have found a pattern they liked and wanted to know if it was included in an archive without going back and looking at all the archives individually. So now, when you are logged in, any pattern that is part of an archive will have the collection name and the archive name listed under the pattern name. You won't see this feature unless you're logged in. If a pattern image does NOT have an archive name under the pattern name, then it is not part of an archive. Even with your 20% discount, many times it's more cost efficient to purchase the whole archive than just purchase a couple of the patterns in it.

—We are looking to add another search feature: What if all you wanted to look at were panograph patterns? That's coming in the future.

## —Don't have this month's patterns yet? Think maybe cyberspace ate your email notice that your Crown Jewels Club patterns are ready for download?

Log in to the Sweet Dreams Quilt Studio web site. At the center top of the home page, it says, "Crown Jewels Members Click Here". Click there! Currently you'll see the Topaz Archives and the Amethyst Archives. Click on the Amethyst Archives. This month, for example, is the Amethyst Queen. Click on the Amethyst Queen Archive link, scroll all the way down to the bottom of the screen, and click the Download Now button (only for Statler users). The Download Now button will expire at the end of the month, and will be applied to the next month's batch of patterns. So, please make every attempt to download your patterns as soon as you can.

We normally have the patterns available by the 3rd business day of each month. If you receive your patterns by email, please let us know if you don't have them by the 5th of the month. (Except in August, as I'll be on vacation and won't be near a computer from July 23 through August 2nd). It might be the 7th of August before you get that batch.



## The Crown Jewels Club Began February 2009:



Feb/09	Topaz Count
Mar/09	Topaz Baron
Apr/09	Topaz Baroness
May/09	Topaz Viscount
Jun/09	Amethyst King
Jul/09	Amethyst Princess
Aug/09	Amethyst Marquess
Sep/09	Amethyst Lord
Oct/09	Amethyst Earl
Nov/09	Amethyst Duke
Dec/09	Amethyst Baron
Jan/10	Amethyst Empress
Feb/10	Amethyst Countess
Mar/10	Amethyst Queen